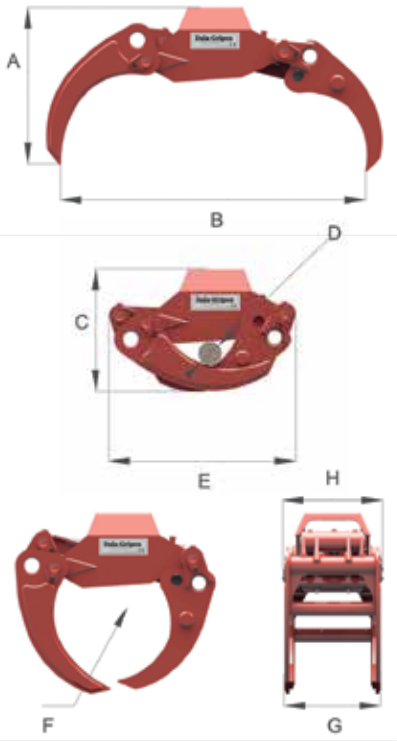


Grapples designed to take care of bushes, little sediment, twigs and branches. The claws are strong and flexible to make your performance fast and easy.

- Standard grapple construction. Materials used are well known SSAB quality Weldox 700, Strenx 650 Mc, Strenx 700 Mc, with those materials we have achieved higher durability and as light weight as possible of the grapples. Lighter grapple makes excavator or forest machinery to wear out less.
- All connections are accordingly to all manufacturers standard rotator mount locations.
- Except models DGR14, DGR20 and DGR22, all other models have 2 reaction bars that contributes to stable and symmetrical performance of grapple as well as spread the load on cylinder that in long run decreases the wear of grapple.
- Short cylinder working track provides fast movement of the grapple - opening/closing.

MODEL			DGR14	DGR20	DGR22	DGR25	DGR28	DGR29	DGR35	DGR36	DGR42
A	HEIGHT WHEN OPEN	mm	495	415	520	500	570	695	610	735	680
B	MAX OPENING	mm	1000	1255	1300	1400	1475	1560	1810	1730	2000
C	HEIGHT WHEN CLOSED	mm	350	415	420	475	520	550	600	570	610
D	MIN GRIPING DIAMETER	mm	65	73	70	90	105	110	125	120	125
E	LENGTH WHEN CLOSED	mm	545	645	660	730	810	830	930	890	1045
F	GRIPPING AREA	m²	0,14	0,2	0,22	0,25	0,28	0,29	0,35	0,36	0,42
G	WIDTH	mm	260	280	364	375	420	434	485	472	490
H	MAX WIDTH	mm	260	295	364	390	430	488	495	540	500
WEIGHT		kg	45	68	88	120	170	240	245	278	285
MAX LOAD		kg	1200	2000	2500	3500	3500	3500	5000	5000	5000
MAX WORKING PRESSURE		Bar	200	250	250	250	250	250	250	250	250
CYLINDER FORCE		kN	35,3	71,6	71,6	115,5	115,5	146,2	146,2	180,5	180,5
GRIPPING FORCE ARMS TIP		kN	7	12,1	9	19,3	19,2	17,1	25,4	17,1	32,8
OPENING TIME 70L/MIN		s	0,16	0,28	0,4	0,62	0,5	0,9	0,8	1	1,3
CLOSING TIME 70L/MIN		s	0,24	0,46	0,6	0,83	0,9	1,5	1,3	1,6	1,8
ROTATOR DIRECT CONNECTION *			A	A	B	D	D	C	C	C	C
ORDER CODE			DGR14	DGR20	DGR22	DGR25	DGR28	DGR29	DGR35	DGR36	DGR42

* Please, see the rotator connection page for detailed information.



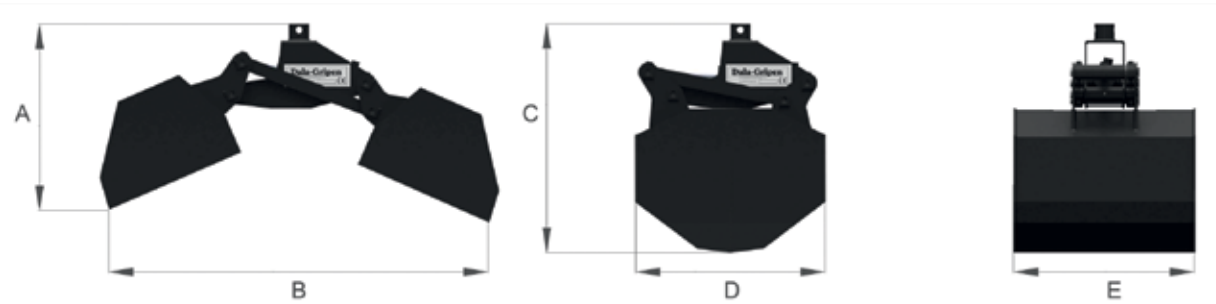
DGR14 - 20

DGR25 - 42

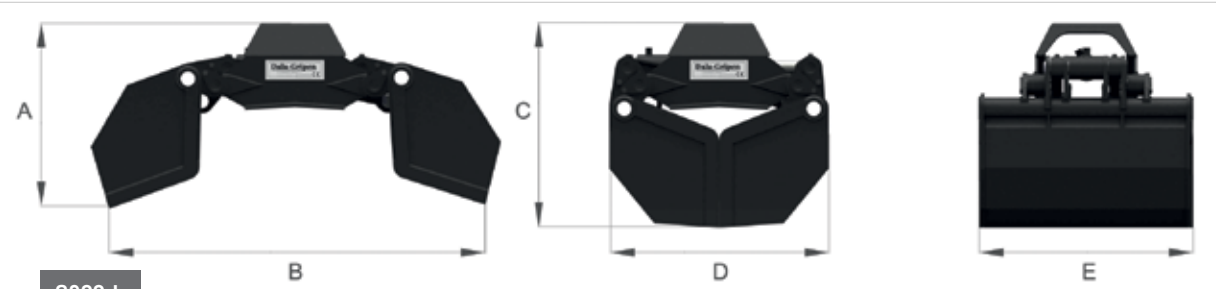
DGR29 / 36

Clamshell buckets are made on the basis of our successful and proven to be durable design of standard grapple. Available in 3 most popular sizes, with optimal geometry and perfect construction. Clamshell buckets can be used on all machinery using the bracket.

G60L / 100 L



G200 L



MODEL			G60L	G100L	G200L
A	HEIGHT WHEN OPEN	mm	480	485	625
B	MAX OPENING	mm	1210	1335	1535
C	HEIGHT WHEN CLOSED	mm	650	715	760
D	LENGTH WHEN CLOSED	mm	500	580	820
E	MAX WIDTH	mm	406	550	790
CAPACITY		l	60	100	200
WEIGHT		kg	59	78	270
MAX LOAD		kg	500	600	2500
MAX WORKING PRESSURE		Bar	160	160	250
CYLINDER FORCE		kN	49,8	49,8	158,9
GRIPPING FORCE ARMS TIP		kN	8	8	19,2
OPENING TIME 70L/MIN		s	0,3	0,3	0,7
CLOSING TIME 70L/MIN		s	0,5	0,5	1,1
ROTATOR DIRECT CONNECTION *			F/G	F/G	C
ORDER CODE			G60L	G100L	G200L

* Please, see the rotator connection page for detailed information.



G60 L / 100 L



G200 L